


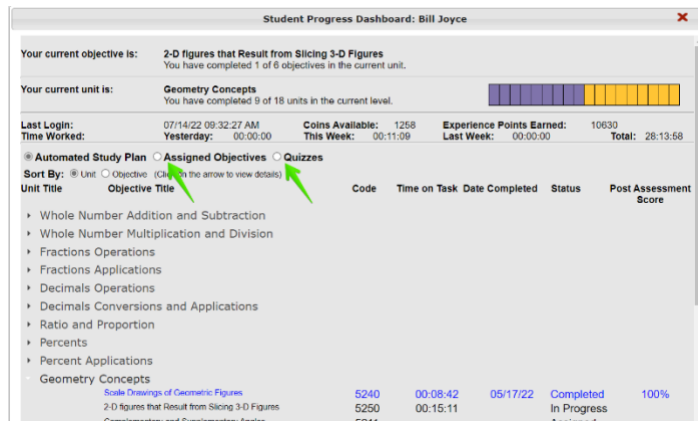
Pause Student Feature

Ascend Math has a new feature, **Pause Student**, to help school administrators and teachers better recognize when students are struggling with a particular lesson. When turned on, the Pause feature will pause students' ability to take a post assessment after 5 failed post assessment attempts. Students will receive a message to notify their teacher when paused. This will allow teachers to intervene and help students with the objective. School administrators and teachers will also be able to see if students have failed the post assessment 5 times when the  icon displays in the Attempts column on the Live Student Tracker.

For more information click [here](#).

Student Progress Dashboard

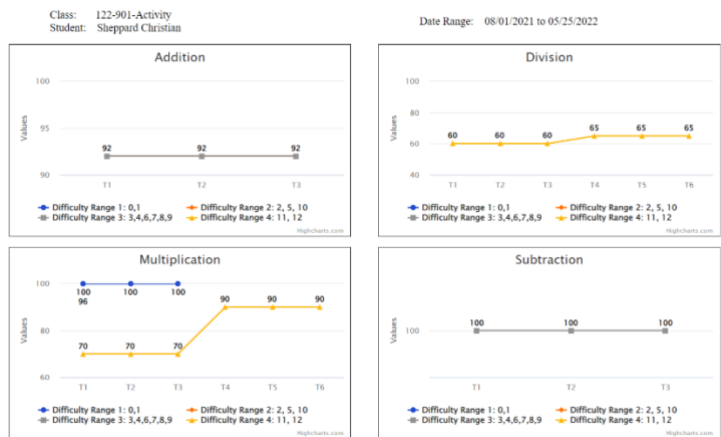
Students can now view their Assigned Objectives and Quiz results on their Student Progress Dashboard. The Student Progress Dashboard can be accessed by selecting the Progress icon on their Home page. To view their results have them select the radio button next to Assigned Objectives or Quizzes.



Flash Card Math Student Report

The new Flash Card Math Student Report allows you to view the score by difficulty level for each student's most recent attempts during the selected date range, with a maximum of 10 attempts for each operation.

To access the Flash Card Math Student Report login to your teacher account. Select the Reports tab -> Select Flash Card Math -> Select Flash Card Math Student Report. Create your report by using the drop-down menus to select a Class, Student and a Time Frame of 7, 14 or 30 days or choose a specific start and end date. Select Create Report to view the report in a separate tab or select PDF Report to download the report.



Quiz Updates

When creating a quiz, you can now view the Objective Name in addition to the Objective Number. Teachers can also assign quizzes created by the School Administrator.

New in Ascend Math v 7.3 – 2022



Motivation Features

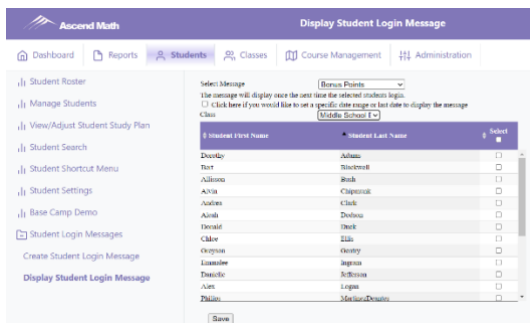
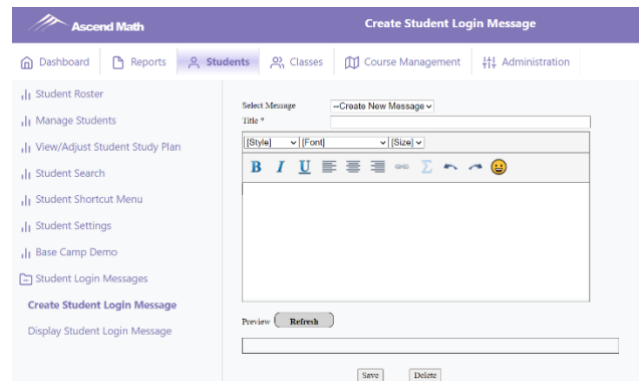
MathVerse Club in Base Camp

In addition to the fun games students can play in Base Camp, they can now virtually tour museums, research centers and mountains around the world! When in Base Camp, have them select the MathVerse Club building. From there they can select where they would like to travel.



Login Messages for Students

Teachers and Administrators can now post login messages for students. To create a login message, go to the Students tab and select the Student Login Messages folder then Create Student Login Message. Create a and enter your message in the blank field then click Save. You can add links and fun emojis to your messages!



Next, select Display Student Login Message. Choose the message you want to display from the drop down menu. You have the option to display the message for a day or choose a start and end date. The message will appear once the next time your students login. Select a Class from the drop down menu and click to check the box under Select to display the message to all students or select specific students and click Save.

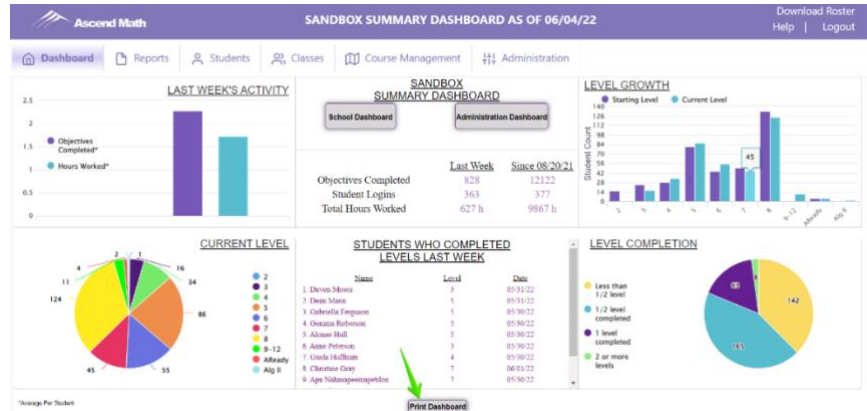
Adjustable Video Playback Speed

Students can now adjust the video playback speed. To adjust the video speed, click on the gear icon and select one of the four playback speeds. Students will still get credit for completing the video at the higher speed.



School and Teacher Dashboards Now Printable

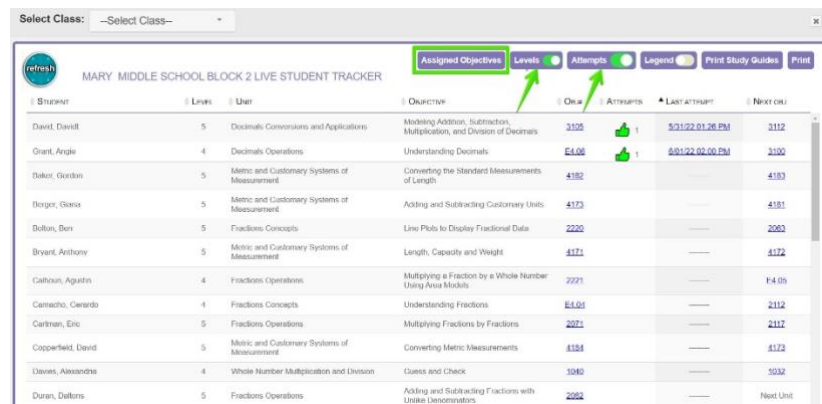
All Dashboards are now printable. This feature will make it easy to show your Administrator the progress your students are making. Or if you are an administrator, ask your staff to print this report periodically



Promote Students' Success with the Live Student Tracker

We are excited to announce that multiple updates have been made to the Live Student Tracker, many of which are requests from educators. We always love hearing from you and your ideas to make Ascend even better!

- Many teachers like to project the Live Student Tracker during class. In addition to the Level column, the Attempts column can now be hidden
- You now can view which Assigned Objective each student is working in. Select the Assigned Objectives button from the top of the Live Student Tracker
- When the Assigned Objectives button is selected a box will open with the objectives assigned to each student. Study guides can be printed from the Assigned Objective box.



Total Number of Objectives Completed

You can view the total number of objectives completed by each student on two reports, the Activity Completion Report, and the Student Progress Summary.

Activity Completion Report

| | |
|-------------|----------------------|
| School | Ascend Sand Box |
| Teacher | Stewart, Mary |
| Class | Stewart Block 3 |
| TimeFrame | Last 30 Days |
| Start Date | 5/16/2021 |
| End Date | 6/14/2021 |
| Report Date | 06/14/21 04:40:31 PM |

| Name | Teacher | Class | Actual Grade | Level | Objectives Completed | | | | Total Hours | Last Login Date | User Name |
|---------------------|---------------|-----------------|--------------|-------|----------------------|------|----------|-------|-------------|-----------------|-----------|
| | | | | | Pre | Post | Assigned | Total | | | |
| Duck, Duffy | Stewart, Mary | Stewart Block 3 | 6 | 7 | 2 | 1 | 2 | 5 | 1:32:33 | 5/18/2021 | Duffy |
| Hilton, Zan | Stewart, Mary | Stewart Block 3 | 6 | 5 | 3 | 1 | 1 | 5 | 1:23:03 | 6/14/2021 | Zan |
| Hodges, Darla | Stewart, Mary | Stewart Block 3 | 6 | 6 | 2 | 3 | 3 | 8 | 3:30:39 | 5/18/2021 | Darla |
| Hoodins, Josefine | Stewart, Mary | Stewart Block 3 | 6 | 3 | 4 | 2 | 3 | 9 | 1:55:32 | 6/2/2021 | Josefine |
| Howagh, Derek | Stewart, Mary | Stewart Block 3 | 6 | 5 | 1 | 3 | 2 | 6 | 1:54:52 | 5/31/2021 | Derek |
| Howard, Jonathan | Stewart, Mary | Stewart Block 3 | 6 | 4 | 1 | 2 | 1 | 4 | 01:46:20 | 5/19/2021 | Jonathan |
| Howard, Jonathan | Stewart, Mary | Stewart Block 3 | 6 | 5 | 2 | 4 | 0 | 6 | 2:00:32 | 6/12/2021 | Jonathan |
| Hughes, Dianna | Stewart, Mary | Stewart Block 3 | 6 | 6 | 3 | 2 | 2 | 7 | 00:56:43 | 5/20/2021 | Dianna |
| Hutchinson, Solomon | Stewart, Mary | Stewart Block 3 | 6 | 6 | 3 | 3 | 3 | 9 | 01:45:19 | 6/11/2021 | Solomon |
| Hutz, Lionel | Stewart, Mary | Stewart Block 3 | 6 | 5 | 2 | 2 | 1 | 5 | 01:11:41 | 6/10/2021 | Lionel |
| James, Catherine | Stewart, Mary | Stewart Block 3 | 6 | 6 | 1 | 1 | 2 | 4 | 00:37:21 | 6/11/2021 | Catherine |
| Janssen, Fankie | Stewart, Mary | Stewart Block 3 | 6 | 5 | 2 | 3 | 1 | 6 | 01:27:53 | 5/21/2021 | Frankie |
| Jefferson, Danielle | Stewart, Mary | Stewart Block 3 | 6 | 5 | 2 | 1 | 2 | 5 | 01:27:38 | 6/11/2021 | Danielle |

The **Activity Completion Report** includes the number of objectives completed during the selected date range.

The **Student Progress Summary Report** can now be created from the date your Ascend school was created or your school start date. The Student Progress Summary report also contains the number of objectives completed and total hours worked during the date range selected.

Student Progress Summary - Mary Stewart - Stewart Block 2

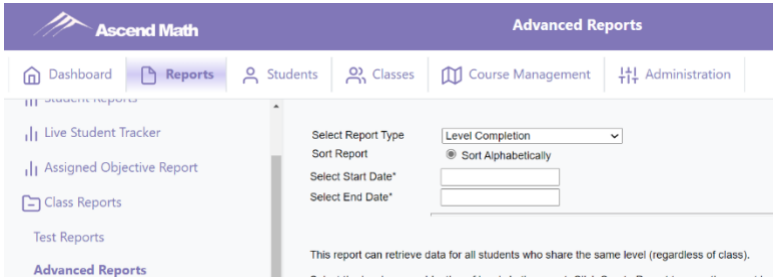
| Student | Grade | Level | Original Level | MLE** | Growth | Objectives Completed | TIW*** | L | Unit Progress In Current Level |
|--------------------|-------|-------|----------------|-------|--------|----------------------|----------|---|--------------------------------|
| Harrison, Caroline | 6 | 6 | 6 | 6.6 | 0.6 | 41 | 37:09:52 | | ██████████ |
| Hartman, Geoff | 6 | 5 | 5 | 5.5 | 0.5 | 35 | 24:58:30 | | ██████████ |
| Hatchen, Teri | 6 | 4 | 3 | 4.1 | 1.1 | 37 | 26:02:59 | | ██████████ |
| Henderson, Lisa2 | 6 | 4 | 3 | 4.3 | 1.3 | 51 | 24:48:07 | | ██████████ |
| Hepburn, Katharine | 6 | 5 | 5 | 5.6 | 0.6 | 42 | 20:27:49 | | ██████████ |
| Hernandez, Tina | 6 | 9 | 6 | 6.5 | 0.5 | 33 | 31:36:44 | | ██████████ |
| Hill, Bobby | 6 | 9 | 6 | 6.2 | 0.2 | 12 | 23:20:07 | | ██████████ |
| Hill, Martin | 6 | 5 | 5 | 5.7 | 0.7 | 47 | 23:04:26 | | ██████████ |
| Lincoln, Abraham | 5 | 5 | 4 | 5 | 1 | 39 | 20:22:02 | | ██████████ |
| Mercury, Freddie | 9 | 4 | 3 | 4.5 | 1.5 | 57 | 26:05:04 | | ██████████ |
| Murphy, Rachel | 9 | 5 | 4 | 5.3 | 1.3 | 59 | 26:22:15 | | ██████████ |
| Newman, Pauly | 9 | 4 | 3 | 4.5 | 1.5 | 55 | 37:22:30 | | ██████████ |
| Patel, Mack | 4 | 4 | 4 | 4 | 0 | 2 | 00:48:42 | | ██████████ |

* Student's secondary class
 ** Math Level Equivalence
 *** Total Hours Worked
 L = Levels Completed

Date Ranged Reports

The Total Hours Worked Report and Level Completion Report can now be run using a Start and End Date of your choice.

The Total Hours Worked Report is located under the Reports tab. Select Activity Reports then Total Hours Worked. To create your report, use the drop down menu to select a Class and enter a start and end date.



The Level Completion Report is located under the Reports tab. Select Class Reports then Advanced Reports. Select Level Completion from the Report Type drop down menu and choose a start and end date.

Update to Student Course Progress Report

You can now see the date students have completed Post Assessments on the Course Progress Report. The completion date is provided for both Pre and Post Assessments.

To access the Course Progress Report, select the Reports tab -> Student Reports. Create your report using the drop down menus to select a class, student, and Course Progress as the Report. Click the Create Report button. Your report will open in a separate tab.

Course Progress

School Name: Sandbox
 Teacher Name: Henry
 Student Name: Bill Joyce
 Class: High School Block 1
 Level: Level 7
 Report Date: 06/08/22 11:27:09 AM

Pre Assessment Results
 Date of Last Completed Test: 05/20/22 09:26:34 AM
 Total Number of Problems: 138
 Problems Attempted: 138
 Problems Correct: 91
 Percent Correct: 65.9%

Course Progress
 Total Hours Worked: 06:43:56

Post Assessment Results
 Date of last login: 06/02/22 09:32:27 AM
 Total Problems Attempted: 90 of 90
 Total Problems Correct: 83
 Average of Passing Scores: 92.2%
 Gain in Score: 26.3%
 Date of Last Completed Test: 06/03/22 10:15:36 AM

| S.No. | Objective | Standard | Pre Assessment Result | Time On Task | Post Assessment Attempted | Post Assessment Correct | Post Assessment Score | Completion Date | Time Spent Post-assessment | Objective | Ohio Learning Standards in Mathematics | Section Code | Number of Attempts at Post Assessment |
|---|--|----------|-----------------------|--------------|---------------------------|-------------------------|-----------------------|-----------------|----------------------------|-----------|--|--------------|---------------------------------------|
| Whole Number Addition and Subtraction | | | | | | | | | | | | | |
| 1. | Addition and Subtraction on a Horizontal Number Line Diagram | NS | 33.3% | 03:02:46 | 5 of 5 | 5 | 100.0% | 04/19/2022 | 00:00:45 | 1006 | 7.NS.1 | 1001 | 1 |
| Whole Number Multiplication and Division | | | | | | | | | | | | | |
| 1. | Multiplication and Division of Rational Numbers | NS | 100.0% | | | | | 04/19/2022 | | 1008 | 7.NS.2 | 1002 | |
| Fractions Operations | | | | | | | | | | | | | |
| 1. | Multiplying Fractions by Fractions | NS | 100.0% | | | | | 04/19/2022 | | 2071 | 7.NS.2 | 1007 | |
| 2. | Dividing Fractions by Fractions | NS | 100.0% | | | | | 04/19/2022 | | 2072 | 7.NS.2 | 1007 | |
| 3. | Multiplying and Dividing Mixed Numbers | NS | 100.0% | | | | | 04/19/2022 | | 2073 | 7.NS.2 | 1007 | |

Additional Developments

- New objectives have been added and additional objectives have been updated.
- All columns on the Activity Completion Report are now sortable.
- Graph charts on dashboards now show numerical values when you hover over them with your mouse
- Ascend Math Compasses, or Teacher Guides, contain helpful information to use in group instruction for online and offline activities and project-based learning. Compasses are available on the View School Study Plan page and our Rewards and Resources page. <https://ascendmath.com/rewards-resources/>